

No Schnauzer Left Behind

Volume 5, Issue 2

Spring, 2013

- Schnauzer Rescue Cincinnati/ Florida is an Ohio based 501(c)(3) non-profit organization group established in November of 2004 by Pat Miller. We are dedicated to saving the lives of Miniature Schnauzers and Schnauzer mixes. Our mission statement is:

No Schnauzer Left Behind.

- We have now branched out beyond Ohio into several states: Kentucky, Indiana, Michigan, Pennsylvania, Delaware, West Virginia, Missouri, and Florida. We are always looking for volunteers to join our group. Please consider submitting a request to join us.

Inside this issue:

First Carthage Mill Pup Skylar Adopted	5
Featured Pet of the Quarter	5
Carthage Mill Pup - Jack	6
Urinary and Kidney Stones in the Miniature Schnauzer	7
SRC Medical Fund	9
Ladybug Update	10
Chase - another survivor	10
Missouri 11 - Update	12
Why adopt an older pup?	13
Ask Jack!	16
A Note from Sammy's parents	17
Book of the Quarter	17
First Aid for Animals the MacGyver Way	18
Building a Pet First Aid Kit	21

Carthage Mill Five – Yet Another Breeder Release submitted by Kent Reinhold

Carthage, IL: Breeder releasing Schnauzers and Shihtzus-CAN YOU HELP?

This was the subject line in an email we received January 27th. For a lot of us that work in rescue, we are on several networking lists and frequently get emails like this.

For some of us that volunteer in breed specific rescue, when we see an email with "our" breed - the initial reaction is a slight cringe as a dozen questions flash through our minds. Will this group be as bad as the last? Will

they be a bunch of fur balls matted with urine and poop and reeking to high heaven? Will they have ear and eye infections this time? Parasites? Bad teeth? Scared to death of human contact? These are all the tragedies of a lot of the breeder and mill releases.

Then our minds move on to the next questions - will the rescue owner give permission to get them? Where will we put them? What about the vetting? How are we ever going to get them from point A to point B?



Skylar

But in the end - the reaction is always the same. Yes - we have to save these precious babies. It is ALL about the dogs! And so - the volunteers spring into action to begin another journey in the lives of rescue.

Continued on page 2

Scooter and Sparki - A New Beginning submitted by Liz Curtin

September a year ago, I had to make the difficult though loving decision to let go of my little bud, Baxter. He had been my faithful companion for seventeen years. When I had to say goodbye, my heart broke. For the first time in my memory, I had no dogs. In fact, I didn't even think about dogs for a little while but as the saying goes time heals all wounds and I began to miss having the presence of a dog in my life.

I have had Schnauzers in my life for the last twenty

five years. I decided this time I was going to go in another direction. I went to the humane society and had a puppy festival. I looked at, played with and petted a multitude of dogs but my heart remained unmoved. I kept going back to pictures of Schnauzers but I had also promised myself that I would not purchase a dog and that I would make a home for one of the many dogs that needed a loving home. Enter Schnauzer Rescue of Cincinnati.

I can't believe it has been

over a year since I got my boys. I still remember the first time I got them out of my car and tried to get them into the house. What a fiasco that was! I am convinced that Kent believed it was a matter of time before I would be returning these guys back to him! Scooter managed to get out of his harness and was running around free. I grabbed a hold of Sparki (exactly what Kent, their foster parent told me NOT to do) and he bit my hand so many times it swelled up and I had to see a doctor.

Continued on page 3

Carthage Mill Five -Yet Another Breeder Release – continued from page 1

The "first responders" - the volunteers that interact with the breeders or mills see the worst of the heart-breaking reality. Almost all of the time our experience has shown us that the less than reputable breeders and the mill operators are ALL about the money that these dogs can "make" for them. They have little or no regard for the welfare or humane treatment of their "stock". If you've never been a first responder - trust us - it is an eye opening experience into the extent of this greed.

We had the privilege of working with a wonderful first responder - Ms. Joyce Young. She had worked with the breeder before and lived in the area where the breeder was.

So after lining up the various volunteers in the chain along the way, the journey of the "Carthage 5" began. One volunteer drove from the St. Louis area to Hannibal MO to meet Joyce on February 1st. Our precious cargo - 5 Schnauzers. There are 3 girls and 2 boys. The 3 girls are 6 years old, 1 boy is 7 years old and 1 boy is 12 years old. Their names are Ellie Mae and Lucy who are sisters, Missy, Jack, and Skylar.

Their destination is back to St. Louis where they spent a week with the veterinarian of the one St. Louis volunteer. While there, they were "vetted". They were spayed or neutered, updated on all their vaccinations, checked for heart worms (yippee - all negative), treated for ear infections and parasites. Yes - they all had whip worms!

The worst of the vetting is the dentals - the doctor said their mouths were some of the worst he has ever seen, teeth laying in the sockets or hanging by a thread with tons of

bacteria and black gunk. All but one fur kid lost all their teeth except for their canines. Now some of you reading this will think - how do



Lucy

they manage with 4 teeth? They manage very well and are much better off without the mouth infections. And sadly - this is very common with breeder or mill dogs. They do not get good nutrition or medical care.

Next step of their journey continues the following weekend. Almost every volunteer works at a job, so often with rescuers we have to rely on the weekends for things like transports - sometimes even pulls from shelters.

Bright and early February 9th, we met at the vet's office to load up the fur kids for their long ride to Ohio. It is a long day for them as they are passed from volunteer to volunteer on their trip. Another St. Louis volunteer started the transport with 3 Indiana volunteers meeting along the way in designated spots. A HUGE thank you to Kent, Nina and her mom, Angie (Kathy's daughter), and Amy (and her sister-in-law Paula) for giving of their time on a Saturday to get everyone moved. The destination in Ohio is the ARK - a public kennel facility that allows space for the overflow of dogs taken in while waiting for foster homes to open up.

Now the thing with disreputable breeders and mill dogs is they don't know how to be dogs! Their whole lives have been spent in cages, producing puppies. Most of them are skittish with people because they've never known human contact or at least not positive human contact. They don't know grass. They haven't been potty trained. They don't

like loud noises. They don't understand stairs. They don't know leashes.

So now begins the tasks of the rest of the wonderful volunteers that take on their rehabilitation... Once in a foster home, they start to trust people again, slowly at first but given time they will. They learn to potty outside. They learn stairs. They learn to walk on a leash. And the volunteers who tackle this are like parents with children - even the smallest accomplishment is cause to share and celebrate!!



Jack

One of the volunteers who helps walk the dogs kept at the kennel, Terry, fell in love with Skylar. Skylar was a little "growlie" initially because he was so scared. But he quickly learned he was safe and is now officially Terry's fur kid! That's right - he's the first of the Carthage 5 to be adopted. He now has a fur kid brother and his very own home. He's one lucky pup!

Andie, one of the volunteers in Indiana has a soft spot for seniors so she is fostering Jack. Jack is quite the traveling man! When Andie said she wanted to foster him, he had to get onboard another transport to go back to Indiana! Of all of them he was the only one that was a little skinny. And with his age, he is a little arthritic but just

Carthage Mill Five – continued from page 2

watching a video she posted with her fur kids, Jack and another rescued pup - you couldn't tell it. He is blending in quite well with her pack and enjoying his time in a home with a bed and great care.

Carolyn went to the ARK to pick up one of the sisters to foster but bless her - Carolyn couldn't leave one there! So she is now fostering Lucy and Ellie Mae. Remember the comment earlier that we take such joy in small accomplishments - well we all celebrated that Lucy has learned stairs. Surely Ellie Mae will be right behind soon. And we always celebrate the house training landmarks!

Last but not least - Missy. She too has a foster home with Sara. She is also learning about positive human contact and nurturing. Sara is keeping us posted on her progress. Missy is the "loner" of the group -

not fond of other dogs or cats but will be great in a single dog home, hopefully soon. In the meantime, she can soak up the love and attention she is getting at Sara's. Another breeder release saga is coming to a close. When the other 4 have been adopted, we will welcome notes from their adoptive parents



Missy

telling us how they are doing. We will all smile and maybe tear up a bit - but it will be a happy tear.

None of this could be accomplished without all the great volunteers who fill various roles in saving the dogs.

From the first responders to the veterinary services to the transporters to the dog walkers to the foster homes - each and every one of these folks made a difference in these dogs' lives. And they do it for the love of the fur faces. They make a whole lot of "right" out of the wrong that disreputable breeders and millers do and they do it from the heart. A big round of applause to you all!



Ellie Mae

Scooter and Sparki - A New Beginning - continued from page 1

What a beginning! I finally got the boys into the house and they immediately ran to a kennel and planted their bodies at the far back. They were not coming out for any reason! I finally had to reach in and pull them out to make them use the bathroom. I remember the first time I tried to walk (make that drag) them. I was absolutely convinced that we would never have the relationship that I had with my little bud. And at the time, a part of me was glad. I was not sure I could survive another loss like that one.

I worked with a local trainer who gave me some tips on how to get the boys to interact with me. For the first two weeks, I sat on my living room floor decorated in honey nut Cheerios. Scooter was the first to approach but he is a sucker for food. Sparks, however, was made of sterner stuff. Though he had left the kennel, he hid out under the

dining room table and ran whenever he saw me. And because my heart was still sore, I was okay with that.

Then one day, I was sitting in the living room, talking to a friend and Sparki wandered out and nudged me with his nose, asking to be pet. From then on, there was no going back.

What a difference a year makes. These guys are rascals. They are into everything. They love to chew things and drag things around the house. Scooter is much more socialized now and more comfortable around people. Sparks is working on it but has developed an alarming tendency to get a little aggressive towards people when they come to my house. We are working with a trainer on this behavior issue. They both go to work with me often but still have a tendency to hide in my office. Our trainer says this may always be the case and that is okay.

We have a large dog park down the street from my house. They love to run free! I wish I had a picture of the first time they ran. It would show their sheer happiness and exuberance when they are at the dog park. It is an old golf course with lots of sand traps. People love to stop and watch them play in the sand traps. They look like WWF wrestlers. They love to run and play with the other dogs also. We do this at least once a day and when it is not dark out at 5:00 p.m. We love to go twice, if possible. The boys sleep with me and pounce on me in the morning when they want me to wake up. They are completely comfortable in the house and love the backyard. Their greatest joy is still to play with one another and they engage in that activity all day long. They are so much fun to watch.

Continued on page 4

Scooter and Sparki - A New Beginning - continued from page 3

Both Scooter and Sparki are incredibly affectionate and nose-y. Scooter loves to curl up next to me when we are sleeping or sitting on the couch. Sparks loves to get up on the cushion behind my head and put his chin on my shoulder. Scooter's allergies are still bad and he has to take Zyrtec every day, otherwise he chews himself constantly. He sometimes looks so regal when he is sitting and is still definitely the leader of this duo. His loves to sit on the chair in my guest room and look out the window. I have a feeling he barks quite a bit when I am gone because he does so love to bark. My neighbor, who did not speak to me for months after I got the boys, has resigned himself to their existence. These guys bark but I try to be very careful as our neighborhood is close and I like my neighbors. I remember one day last spring I had the upstairs windows open in my bedroom and I have a couch under the window. Apparently when I was gone during the day, the boys positioned themselves on the back of the couch and barked out the window all day. Let's just say when you bark from the second story, it has a tendency to resonate throughout the neighborhood. I heard from all my neighbors that day! Scooter loves to run around the backyard and be chased by Sparkers. He has a tendency to nip when he is excited and we are working on this behavior. Sparkers is Sparkers. He is a cuddle bug. He loves nothing better than

having his belly rubbed. He is also the most playful dog I have ever owned. He loves, loves, loves to play. He is constantly dragging toys all over the house and dragging things from my bedroom downstairs to the living room. If I leave dirty laundry on the floor (which I have a tendency to do) I can expect to find it on the living room floor the next

away and hide when I scold him. He is easily scared and as noted above has gotten a tad aggressive towards people (except at the dog park he loves everyone there!). All and all it has been a great year with the boys. I am not as strict with them as I should be but every time I get mad at them, I remember where they started life and how happy they are now. I remember



Scooter and Sparki after a hard day of play

day when I get home from work. He will wake up in the middle of the night and decide he needs to play. He loves to chew and I supply him with a never ending supply of bison chews. He has a tendency to eat my shoes if I leave them out so he has taught me to put things away. He is particularly attracted to shoe laces and can chew them off your shoes when you are wearing them! He still startles easily and will run

where I started out with them, convinced my heart was still too sore to fully accept a new dog. These guys have certainly changed my mind. They have crept into my heart and created a new space for themselves and allowed me to remember all the wonderful times I had with my other guys. See Scooter' sand Spaki's video of them playing at the dog park.

[Click here.](#)

Upcoming Events and Volunteer Opportunities- Contact Amy Meyer - 340fish@comcast.net

- Northern Indiana Pet Expo - April 20th and 21st - see large announcement on page 11 for details
- Pet AFair - April 28th, rain date 29th - see large announcement on page 11 for details
- Barkaritaville - September 21, 2013 - **see large announcement on page 8 for details**

VOLUNTEERS ARE ALWAYS APPRECIATED AT THESE EVENTS

First Carthage Mill Pup Skylar Adopted – submitted by Terry Neppert

My name is Terry Neppert and I have walked Schnauzers at the Schnauzer Rescue- Cincinnati for almost two years.

I go every Wednesday, at the Animal Ark Pet Resort in Mt Healthy, Ohio. I have seen several Schnauzers over the past 1 ½ years or so that I thought about fostering or adopting- but they were just not quite the one.

But on February 20th when I saw Skylar – I fell in love with him. I knew right away that he was the one I wanted – we bonded immediately. I brought him to meet my 7 ½ year old Schnauzer, Bejoe. I knew by Monday, February

25th that I wanted to adopt “Sky” (his new name). So, as of Friday, March 1st – he is legally mine.

“Sky” is solid black and weighs 16.8 pounds. He and Bejoe get along like they have been raised together. Sky is exactly 2 weeks to the day younger than Bejoe. Sky was a puppy mill dog from Carthage, Illinois- he didn’t know how to go up and down stairs – he now does. He was not house-broken – he now is. He is learning to walk on a leash.

Sky loves to be held- and cuddle alongside me- or curls up on my lap. He is a “sweetheart” – and all my friends have fallen in love with him at first sight as I did. He loves to ride in the car- he has the back seat – Bejoe the front.

Most important – he and Bejoe get along and they are teaching each other.

I love my rescues!



Sky



Sky and Terry

Featured Pet of the Quarter - Sebastian



Hi Everybody! My name is Sebastian and I am looking for my forever home.

My past is very sad. I was found wandering in Hocking County, Ohio and was picked up by the dog warden. I had injured my foot and I was in bad shape. I was also severely dehydrated, covered in fleas/ticks and I was so hungry.

He took me to the shelter and I didn't receive any medical treatment for my foot. I was there for five days until one of the shelter volunteers noticed that my foot was terribly infected. She made a call to Schnauzer Rescue Cincinnati and they immediately picked me up and took me to the vet for treatment.

They were afraid that I may lose my leg, but thank goodness I didn't. However, I did have to have my toe amputated. After three weeks of convalescing, my foot healed. The vet estimates that I am around 12 - 14 years old.

I have some hearing and vision loss, however, I get around fine because I am so independent. I am UTD on my vaccinations and am heart worm negative and neu-

tered, and house trained.

I would love to find someone that could adopt me for the remainder of my life. Someone that just wants a buddy to keep them company and lay beside them on the porch. I do get along well with other dogs.

If you have a soft spot in your heart for the seniors and can give Sebastian a forever home, you won't be disappointed. He is currently fostered in the Dayton area by Diane. His adoption fee is negotiable for the right

Carthage Mill 5 - Jack - submitted by Andie Bates



Andie and Jack

I picked up little Jack from Wayarne Harlan, another SRC/F volunteer on February 16th in Greensburg, Indiana. He rode the whole transport in Wayarne's mothers lap, all curled up in a ball. She handed him to me and said she almost didn't want to give him up because he was so sweet. When I put him down in the yard to go potty he laid belly down on the ground, out of fear he wouldn't even move and just shook like the dickens. I picked him back up in my arms, secured him in the truck on a leash and wrapped him in a blanket for the 3 hour drive to my house. He looked up a few times, but mostly kept rolled into a ball on the blanket by the kennel that Oreo and Sally were in. He was a little trooper the whole ride. We had to go drop off Sally and Oreo with Kathy Lewellyn who is fostering them and he stayed glued in one spot the whole time.

When we finally made it home I reached out to pick him up and he cowered down like he was afraid he was going to be hit. He broke my heart. What did they do to this little man??? I sat in the back of the truck with him for a while, talking softly until he finally looked at me. Those big, beautiful, sad eyes! He was scared to death. I wrapped my arms around him and he snuggled his head under my chin, wrapping his legs around my arms. Shaking so much...we walked into the house and I walked through every room. Letting him see what the place looked like. His big eyes just going everywhere! He heard my other boys outside barking and seemed interested in that noise. So I took him to the back door and let everyone see each other. After the barking subsided I brought him into the living room and sat him down on the floor, again, he went belly down to the ground shaking. I let him get used to it and after a few minutes he got brave enough to scoot over to the toy box and sniff it. I told him that he could play with anything in there that he wanted, and I swear he looked back at me and smiled!! I told him what toys were and showed him some of the other kids' favorite ones.

After about 20 minutes of exploring the living room I put him in his kennel, and he immediately went in as far as he could to the corner and slouched there, shaking once again. I let my boys come in and they ran right to him. Everyone was sniffing each other and it was going really well. I'm just sitting on the floor, petting the boys, telling them about Jack when all of a sudden, my alpha Zesty (12 years old) lifts his leg and pees on Jack through the cage. Poor JACK!! Before I could react, the other 3 went up and peed on him too. Darn it!! Here I am jumping up to come help him and then Jack, not to be out done, lifts his leg and pees on them!! Well, I guess everyone was initiated now. They accepted him into the pack. What a way into the group eh? He hasn't peed in the house since then either.

When Jack came to me he was very skinny. I could feel his ribs and hip bones. He has some arthritis in his back legs. Some times when he gets up his rear end takes a moment to get in gear. The fur on his back was dingy and very thin. Ann Bess-King sent me some meds to help him be more mobile, it is helping him. I also massage his legs almost every night. He really likes that (who the heck wouldn't like a leg massage every night??). Little Jack has come a long way in the few weeks he's been with me. He no longer bellies down to the ground when you touch him unless you catch him off guard. I approach him with my palm up and he likes that. Palm down and he still cowers thinking he will be hit. I have put him on a high protein and veggie diet feeding him 2 times a day plus every other day he gets a fish oil capsule.. His fur is getting that beautiful sheen on it now and is coming in thicker.

Jack is also showing more confidence with his position in the pack. He is starting to play with my 3 year old Mini Schnauzer Kaiser. They roll around on the floor and chase each other through the living room. He will join in with the other boys in the "happy dance" when I get home from work. He sleeps in bed with me and the other boys and usually nudges his way up to my arms to be petted until he falls asleep. I know he loves it because he has started snoring...it must feel like heaven to him after all those years of sleeping in that horrible kennel. I have even seen him sleeping in front of the space heater on his comforter belly up...that is a sign of trust and comfort. He comes to me to be loved on and takes treats from my hand now. Before, he would only take a treat from the floor after I walked away. He quickly caught on to what the backdoor is and that is how he gets to the backyard. When he is out there he is more confident and explores everywhere. For the first time last weekend, I heard him bark and I cried. He still hasn't given me a kiss, but he rubs his head on my chin and snuggles under my neck when we are cuddling on the couch.

Jack has come a long way from the broken puppy mill dog. I can't wait to see him more confident, walking on a leash and most of all...I can't wait for that first puppy kiss. I will know then that he has healed and loves his life and trusts me completely. If he never gets adopted, that is just fine with me. I will love him and give him the home and life he deserves.

Guest Veterinarian - Erika Rossi, D.V.M., M.S. -

Urinary and Kidney Stones in the Miniature Schnauzer

There are many types of stones that can form either in the urinary bladder or the kidney.

The following are the most common in the Miniature Schnauzer:

1. Struvite stones
2. Calcium oxalate stones, or
3. Mixed stones (both struvite and oxalate)

We will discuss the causes and conditions for the most common stones in this article in regards to bladder stones only. We will also cover diagnostic tools for deciding what type of stone your dog has and how to best treat.

Signs and symptoms: Often, dogs will present with a variety of symptoms, however some dogs have virtually no signs that a stone may be present! Signs can include:

- increased frequency of urination or urgency to urinate
- visible blood in the urine
- straining to urinate or producing no urine (this is an emergency as your dog may be blocking up and may need surgery or a referral to a specialist to prevent kidney damage from not urinating, or sometimes death).

A urinalysis will be checked at this time and often the vet will want to take an x-ray to look for stones in the urinary bladder.

Most types of stones can only be diagnosed based on direct analysis of a stone itself. Sometimes if there are crystals in the urine - it may provide a clue as to the type of stone, but not in the case of mixed stones.

STRUVITE STONES:

- 85% of dogs with this type of stone are on average 3 years old and female. These stones usually form as a result of UTI's (urinary tract infections) which are much more common in females due to their anatomy of the urinary area.
- Infections alter the environment of the bladder in several ways making

it favorable for urinary crystals to form and eventually become stones if left untreated. This can occur in as little as 2 weeks!

- A urinalysis to screen for a UTI needs to be done by your veterinarian, and then they may recommend a sterile urine culture to determine which antibiotic is best.
- Many dogs that have a UTI will be started on antibiotics, along with a special prescription diet to aid in dissolving crystals and bladder stones. Your vet will discuss options to rid the body of the stones.

Options for struvite stone removal include:

- surgical removal with lab analysis of stone composition or,
- antibiotics for several months, often with a prescription diet change, to try and dissolve the stones - this is a little more acceptable in a female or if the client has financial concerns - but not an ideal treatment. It is not usually advised, especially in a male dog! There is a risk in both male and female that as the stones get smaller they can block the urethra - preventing your pet from urinating and this is a serious problem as discussed above!
- other techniques can be done at a referral practice such as urohydropulsion or cystoscopy.
- urohydropulsion involves filling the bladder then manipulating it and trying to express it in a standing position to force small stones out of the bladder. This works in smaller dogs with small stones, and should be done by a vet who has experience with this technique.
- cystoscopy involves the use of a small scope that is inserted into the bladder to remove small stones—this requires a specialist and can be very costly.

Both of these techniques enable a stone to be removed without surgery to find out the type it is. If it is a struvite, then diet change and anti-

biotics may allow dissolution of the stones.

Surgery is usually the best option if there are numerous stones and/or they are larger or as mentioned before - if it is a mixed stone.

Post-op or after dissolution with diet and antibiotics, your vet will want to recheck an urinalysis and possibly a culture to see if any new crystals are forming, or if your dog needs more antibiotics.

Then periodic rechecks of the urine should be done every 2-3 months, especially in those dogs who have had repeat UTIs.

CALCIUM OXALATE STONES:

- 75% are male dogs between the ages of 5—12yrs
- This type of stone forms as a result of calcium precipitating in the urine.

There are many reasons a dog may form calcium oxalate stones.

- heredity
- commercial diets
- metabolic diseases such as Cushing's or conditions causing hypercalcemia (elevated calcium in the blood)

These stones **CANNOT** be dissolved with diet or medication and **MUST** be surgically removed. As discussed above, your vet may have a clue as to whether or not they are dealing with oxalates, if oxalate crystals are found in an urinalysis. However it could still be a mixed stone.

This type of stone is very irritating to the bladder wall and often but not always - blood may be seen in the urine.

Up to 50% of dogs who have this type of stone, will reform an oxalate stone within 3 years of surgery. This can happen even in those dogs who are on a prescription diet to aid in preventing these stones!

If your vet suspects an underlying

Continued on page 8

Urinary and Kidney Stones in the Miniature Schnauzer - continued from page 7

metabolic condition, they may want to check blood work or other tests to check for some of the other causes of calcium oxalate stones.

Water, water, water! Adding water to the dry AND canned prescription diet aids in diluting the urine and flushing out new crystals that may form.

I have done this with both of my Schnauzers who have had to be on prescription diets for stones!

What to monitor and do after surgery:

Once the stone has been analyzed and determined to be an oxalate, your vet will start you dog on a prescription diet to alter the urine and try to prevent new crystals and stones from forming again!

Your vet will also want to recheck urine a few weeks after surgery to ensure new crystals are not forming and the urine is dilute enough.

A urinalysis should be checked every 2-3 months on ALL dogs who have had stones - but especially those who have had oxalate or mixed stones, they should be monitored VERY CLOSELY!

I tell my clients that I call this a "stone watch." We want to do all we can to prevent recurring stones!

Prevention is less costly both financially to the owner and health wise to the pet!

I recommend to all my Schnauzer clients (as well as other breeds who are prone to stones) that a routine urine should be checked at the office at least 2—3 times a year in asymptomatic dogs.

Why do we want to have the stone analyzed? Because a vet cannot tell by looking at the stone what type it is 100% of the time. Having a qualified lab cut through the stone and analyze its composition is like a geology study. We want to see all the layers - is it just an oxalate or is there also struvite present?

Knowing the history of the stones formation will help your vet to monitor and hopefully prevent new stones or UTIs that can contribute to stone formation.

Remember—if your vet has placed your dog on a prescription diet for this, **DO NOT STOP THIS DIET** unless you consult with your vet.

I have seen too many Schnauzers have recurring stones that may have been avoided had the owner not stopped the food "just because he was not having any signs!"

There are many prescription diets that come in canned and dry. Please

discuss with your vet which diet is best suited for your pet once a stone has been typed.

Working together with your veterinarian is the **BEST** way to properly avoid problems in the future.

Having your veterinarian check urine on a healthy Schnauzer every 4-6 months can monitor for any developing crystals or stones. Remember urine should be checked every 2—3 months in a dog who has had stones!

All of this will ensure that you and your vet are doing all you can to keep you dog healthy and free of stones!

Dr. Erika Rossi graduated from The University of Akron with a B.S. in Biology and an M.S. in Physiology & Biochemistry in 1984 and 1986 respectively. She moved to Columbus in 1987 to attend The Ohio State University College of Veterinary Medicine, graduating in 1991. Dr. Rossi joined Georgesville Road Animal Hospital in 1991.

Dr. Rossi's special interests include: internal medicine, client education, geriatric care, nutrition, and pain management. She has a special love for Miniature Schnauzers – her first dog, Macko lived to the ripe old age of 18yrs and 8mos!! Dr. Rossi recently adopted a mini Schnauzer, Enzo, from Schnauzer Rescue of Cincinnati.



SAVE THE DATE - September 21, 2013

What is Barkaritaville? A fun filled event for Schnauzer lovers. Schnauzer Rescue Cincinnati / Florida's main fundraiser. Great Food/ Silent Auction/ Raffles/ Pet Contests/ Bake Sale and tons of Schnauzer/Dog Related items for sale. Great fellowship!!!

Where: Blacklick Woods—Butternut Pavilion
6975 E. Livingston Ave. Reynoldsburg, OH 43008

Host Hotel: There will be a block of rooms with special rates - details to follow.

Co - chairpersons - Barb Littler and Diane Blankenship

So save the date and plan on grabbing your four legged friend and join Schnauzer Rescue Cincinnati / Florida for a day of fun!

SRC Medical Fund—giving pups another chance - submitted by Wendy Norris

We wanted to introduce you to some of our recent minis that we have been able to provide a “new leash on life” thanks to our wonderful supporters. Without your generous support, we would not be able to continue our mission of **“No Schnauzer Left Behind.”** We have recently had a deluge of minis needing bladder stone surgery and also several heart worm positive pups.



Sally

Sally came to SRC/F as a breeder surrender because the breeder was downsizing their operation. Unfortunately Sally is heartworm positive. She will spend several quiet months undergoing treatment for the heartworms. If only her previous owner had used heartworm preventive medicine. She is 5 years old, dark gray and cream colored Miniature Schnauzer. Don't you love the ears .

Sweetpea was an owner surrender with bladder stones whose family was unable to afford her surgery. She came in groomed and very well taken care of. She came to SRC/F from Indiana. She is a sweet little 7 year old salt and pepper Schnauzer. She had her surgery the middle of March. Her foster mom said she is recuperating and will be ready for her furever home soon.



Sweetpea

Princess is an 8 year old black Schnauzer who was pulled from a high kill shelter in Dothan City Shelter, Alabama. She is a heart worm positive and is currently undergoing treatment.

She will spend several months of rest and relaxation, spending her time being a princess, probably the first time in her life.

If you would like to make a donation to our medical fund:

You can do it via PayPal at:

[http://
www.schnauzerrescuecincinnati.org/donations.html](http://www.schnauzerrescuecincinnati.org/donations.html)

or mailed to:

**Pat Miller - President
Schnauzer Rescue Cincinnati
5809 Red Fox Dr.
Winter Haven, Fla. 33884
pmiller0000@aim.com.**

SRC/F takes many Schnauzer and Schnauzer mixes that shelters and other rescues will not. SRC/F does not shy away from the difficult cases: older dogs, sick dogs or dogs with behavioral issues. Many of our pups would not be alive today if SRC/F had not rescued them.

With the philosophy of :

“No Schnauzer Left Behind” comes extensive veterinary bills, prescription expenses and in other cases training fees. Some of our pups may never be adopted and will remain in the loving care of their foster families and for them this is their furever home.




Chase –see his story on page 10



Princess on her way to rescue

Ladybug Update - submitted by Kathi Kelly

Just a quick update on Ladybug. The incision where her leg was removed has healed well. She is really a plucky little gal. She now goes up and down the 3 steps to outside by herself and obviously doesn't want to be carried. It's definitely "I'll do it myself!" The other night as I was going to bed, I couldn't find Ladybug. I looked all over the house, even outside in case she'd missed coming in with the gang. No Ladybug. As I was crawling down to look under the bed, I heard a noise behind me. I looked in the closet and there she was -- right in the middle of the laundry basket! Softest bed in the house! Now she gets in the laundry basket any chance she gets. Last night she was in the laundry basket when the rest of us went to bed. But when I woke up in the middle of the night, there she was on the bed tight against my back. She



Ladybug in the laundry basket

gets up on and down from the bed all by herself. The other dogs (with 4 legs) won't get up and down from the bed themselves! Ladybug loves being held and cuddled and insists on "me time" before I can go to sleep, she pushes and picks at me until she gets her fair share. She eats very well and is right on my heels when I pass out food. She loves her treats. She gets along well with the other 4 dogs but stands up to them if she gets bumped or they get in her way. Even the standard poodle gives way to Ladybug. Old lady Ladybug really has the whole house under control!



Ladybug today—sporting her new coat designed just for her

Chase - another survivor - submitted by Mary Goodwin

I met Chase on my first Sunday being a dog walker at the Ark in the beginning of February. He was recently rescued from a high risk shelter in Kentucky. He and his brother were left on the porch of an empty house in the cold of January. His brother was adopted and Chase made it to Cincinnati just in time.

We got outside for the walk and I noticed Chase left a pink spot in the snow. A little farther along the path he left another pink spot. It looked like he had blood in his urine but I wasn't too worried. He had an appointment with Dr. Zekoff (Dr. Z). in a couple days.

Chase had an x-ray that showed two stones. There was a round stone in his bladder and a star-shaped stone in his urethra. Dr. Z. removed the bladder stone but wasn't able to dislodge the stone from the urethra. He tried from the outside going in and from the bladder going out and it wouldn't budge. He stitched him up with one stone removed and one intact.

Chase went home after his surgery with a cone, pain meds, an antibiotic and instructions for keeping the wound clean. Dr. Z. said he would need a second surgery in four to six weeks to take care of the second stone before it caused a complete blockage. I was a little concerned about that but Dr. Z. said stones are common in Schnauzers.

Chase was groggy the first evening but bounced back pretty quickly. He tolerated the cone very well and took his meds like he was supposed to without any tricky maneuvers on his part or mine. He was an excellent patient –

except toward the end of the week his urine was only dribbling out. By Monday morning he was straining just to get a few drops out. I called Dr. Z. as soon as the office opened and they said to bring him in right away.

Chase had a second surgery called an urethrostomy that day. Dr. Z. created a new opening so the urine could be directed around the blocked portion of the urethra. It's a permanent opening and Chase basically pees like a girl now.



Chase now cone free

The next few weeks we made once or twice-a-week follow-up visits to the vet. The site of the first incision became infected (one of the sutures on the inside). A new antibiotic took care of that after just a few days. The stitches at the urethrostomy site were never removed since it's such a delicate area. They will eventually dissolve. Chase wore a cone for over four weeks except to eat. He was so happy when I took it off for the last time. Wearing the cone gave him a chance to heal so it was worth it.

The stone analysis from the University of Minnesota showed Chase had a calcium oxalate stone. He's on a special diet to keep him from forming calcium oxalate crystals and stones again. He will go back every three to six months to have his urine tested. There's a chance he could get another stone but we're doing everything we can to keep that from happening.

Dr. Z. gave Chase wonderful care. Chase is a tough little Schnauzer and did his part to heal and get healthy again. He's a survivor but he wouldn't be here without SRC/F.

January thru March 2013 SRC/F Furbabies Adoptions - compiled by Wendy Norris

Paws up to all these furbabies who found their forever homes during the first quarter of 2013 !!!

January Adoptions - Teki, Jerri, Dugie, Spice, Fritz, Hunter, Smokey, and Bennie

February Adoptions - Sally, Pepper, Maggie, Freddie, Becca, Wilson, Onyx, Carlie, Chase, Callie, Radar, Randy, Lacey, Sammy, and Max

March Adoptions - Skylar/Sky, Abigail, Scrappy, Chelsea/Gracie, Able, Theo, Emma, Clyde/Thor, Grady, Lucy, Molly, Tessa, Jack/Duke, and Sugar

We love to hear from our pups in their new homes - please send pictures and updates to srcnewsletter@yahoo.com
All adoption pictures are included on Happy Tails on the SRC/F website and in the adoption collage on the 2014 SRC calendar.

Intakes for the quarter - 40 Adoptions for the quarter - 37 Currently in Foster - 52 as of 3/31/2013

January thru March 2013 SRC Furbabies "Off Leash" — compiled by Wendy Norris

In memory of all the fur kids (SRC adopted, fosters and those of members, friends and family) that have passed in the first quarter of 2013 as we say good-bye to pets who no longer grace the earth, though their memories will always soothe our hearts.

Fur babies "Off Leash"

Tate, Smudge, Jake, Otto, Misty, Micah, Skip, Aidan, KC, Macy, Marco, Posey, Baxter, and Hannah

All SRC/F pups will be included in the Rainbow Bridge on the SRC/F website if a picture is supplied and on the memorial page of the 2014 Calendar. Please send information to srcnewsletter@yahoo.com

Northern Indiana Pet Expo – April 20 & 21, 2013 11 AM - 4 PM @ the Coliseum

Visit the SRC Booth at Northern Indiana Pet Expo - Kathy and Korinna Lewellyn, Andie Bates and Nina Walter will be manning the booth. Come out and see them and visit their fosters.



Pet A fair Volunteers needed: April 27, 2013 11 AM - 4 PM (rain date April 28)

SRC will have a booth set up at Pet A fair and volunteers are needed for both days in case of inclement weather.

Please volunteer for either day—last year's weather pushed it to Sunday and SRC didn't participate.

Contact: Amy Meyer—340fish@comcast.net

SAVE THE DATE!!
IT'S A PET AFAIR
Gil Lynn Park Dayton, KY
Saturday, April 27th 2013 11:00 am - 4:00 pm
(With rain date of Sunday April 28 2013)

A Stray Animal Adoption Program (SAAP) fundraiser sponsored by
Promoting all types of rescue groups and programs in the Tri-State area
60+ pet related booths & demonstrations
Our Famous Pets On Parade and Costume Contest Demos
Back by Popular Demand—
Cincy CUSTOM STREET MACHINES OPEN CAR SHOW



Raffle with the proceeds going to
Free Admission and Parking
SAAP 859-391-1234 www.adoptastray.com
email - itsapetafair@fuse.net



SAAP

Missouri 11 –Update

It has been two years since SRC rescued 11 Schnauzers from southern Missouri in the middle of a snow storm - now affectionately called the Missouri 11. In these two years, pups have learned steps, experienced grass, to take treats, doggie doors, been house trained, and have begun to trust people and to play. Here is a recap of the pups and where they are today. Nine have been adopted and two—Precious and Petunia are with their foster parents.

Update from Omar/Arnie of the Missouri 11— submitted by Roger & Mary Ramsey

"Arnie" as we call him has settled in with our family quite well. At first, he was a little aggressive with our three young grandsons but now enjoys being with them and can be trusted completely. They adore him as well. He is quite the guard dog...every time anyone comes to the door, he runs barking to them. Arnie is happy and healthy and part of a family who loves him.



Arnie today



Patches now Lil Missy

Congratulations to Debbi and Jim Payne who have adopted Randy, their foster for two years. Debbi states they have learned how to handle him, but she cannot leave him with anyone. He is a great camper and he is able to go with us.

Patches now Lil Missy is loved by her adopted family.

Update from Oliver/Olly of the Missouri 11— submitted by Stephanie Schulman

Oliver now Olly lives with a sister Pia now Stella another SRC pup in Kentucky . Their mom, Stephanie states that they are a happy little trio.



Olly today



Randy Payne

Why adopt an older pup? - submitted by Wendy Norris



Colby



Frosty



Jack



Jeffie J



Logan



Princess

Many people wonder why adopt an older pup. There are many advantages to adopting an older pup. Two that come to mind immediately are they are generally housebroken and have some basic manners. Pups enter rescue for various reasons, but always no fault of their own. I looked at the current pups in the SRC/F rescue and one quarter are considered senior in Pet Finder – eight years or older. However, when you look at the life expectancy of Schnauzers, which is upward of 15 years – many of these pups are really only middle age and have many quality years left.

So what are some other benefits of older pups? According to the ASPCA, the top 10 reasons to adopt an older dog are:

1. You can see what you are getting – older dogs are a known entity – what you see is what you get in size and temperament.
2. Easy to train – being that they are mature and less distracted. Older dogs are able to focus well and they learn quicker.
3. Rescue dogs are super loving. They are so grateful for the second chance and for many, the best life so far.
4. They are not 24/7 bundles of energy; they enjoy their naps and down time and do not make the demands on your time and attention that puppies and young dogs do.
5. They adapt fairly quickly and settle into family routines. Older dogs generally sleep the whole night and do not require attention so everyone sleeps.
6. They generally are housebroken or if not, learn easily.
7. They are past the puppy phase of teething and chewing everything.
8. They have less physical requirements – while every pup needs exercise – older pups do not have that high energy level of a puppy. They enjoy the comforts of life – the couch, a soft pillow, and nice bed or lap to snuggle into.
9. They have some manners and they know what “NO” means.
10. They are instant companionship – they are able to go places and do others activities that you like.

The best reason is you are providing a wonderful life for an older pup and the payback is wonderful. Yes, they may not live as long, but really no dog lives as long as we think they should and there are no guarantees in life. If you ask an older dog, they will tell you they have the rest of their life in front of them and you can provide them the best of those years. Quality of those years is the more important than the quantity of years in their eyes.

The ultimate reason, for every older dog that is adopted, opens up the space for another dog to come into rescue, so you are really saving two pups - the one you take home and the new one that comes into rescue in their place.



Rosie



Scooter



Sebastian



Sophie



Thunder



Wallie

Why adopt an older pup? continued from page 13

Here is what our adopters and fosters parents have to say about older pups.

Laura Waynick

"My heart belongs to the seniors; I have 2 wacky Schnauzies that fill my days with laughter and joy! My Ali is over 12 and most folks assume she's a puppy because she is very active. My other senior Toby-Wan is blind, deaf, has spondylitis but all I see is perfection in his "imperfections", he's my snuggle buddy, and follows me wherever I go. I only rescue -adopt seniors as there are perks- they come potty trained, spayed or neutered, they're soo grateful! I may not spend as many years with my fur babies, BUT I spend a lifetime's worth of love!!!"



Laura and Toby

Shirley Hamilton

"I have twin brothers, Austin and Calvin, so often, no one gives them a chance, especially at the shelters. Here are Austin and Calvin six weeks after coming to me in near death conditions. A true miracle since they were all but given up hope for and going to be put down. Now they look like the happiest pups. That is why I love the older ones. They run and play and are often mistaken for puppies when people see them...they are 12 years young and being adopted together just after Easter!"



Austin and Calvin

"Nothing more heartwarming than bringing one in our house that was totally looked over for age and/or condition. Between my senior fosters and my own three that really are seniors, if I do get a younger one....my crew teaches them and builds their confidence better than Kirk and I ever could. I think dogs trust the pack first and the human family second which only makes sense."

"I am so happy to say that all six of mine here are seniors and we love each one so much for who they are. I have a deep respect for their age and Kirk and I try to make this the best time of their life."

Kathi Kelley

"I love seniors because they give unconditional love without the training and activity issues of younger ones. They seem to know that they have little time left so must give twice the love to get it all in."



Cody

Carolyn Fridrich

"Here is our Charlie, (aka Cody). He was rescued from a Louisville shelter, back in September. They said he was roughly 10 years old. He is visually impaired, but doesn't let that stop him."

Tray's Poem

One by One, they pass by my cage,
They say, "Too worn, too broken, too old of age.
Way past his time, he can't run and play."
Then they shake their heads and go on their way.
A little old man, arthritic and sore,
It seems I am not wanted anymore.
I once had a home, I once had a bed,
A place that was warm, and where I was fed.
Now my muzzle is grey, and my eyes slowly fail.
Who wants a dog so old and so frail?
My family decided I didn't belong,
I got in their way, my attitude was wrong.
Whatever excuse they made in their head,
Can't justify how they left me for dead.
Now I sit in this cage, where day after day,
The younger dogs get adopted away.
When I had almost come to the end of my rope,
You saw my face, and I finally had hope.
You saw through the grey, and the legs bent with age,
And felt I still had life beyond this cage.
You took me home, gave me food and a bed,
And shared your own pillow with my poor tired head.
We snuggle and play, and you talk to me low,
You love me so dearly, you want me to know.
I may have lived most of my life with another,
But you outshine them with a love so much stronger.
And I promise to return all the love I can give,
To you, my dear person, as long as I live.
I may be with you for a week, or for years
We will share many smiles, you will no doubt shed tears.
And when the time comes that I must leave,
I know you will cry and your heart, it will grieve.
And when I arrive at the Bridge, all brand new,
My thoughts and my heart will still be with you.
And I will brag to all who will hear,
Of the person who made my last days so dear.

Leslie Whalen

2014 Calendar Contest—Schnauzer Lover's - Keep Your Cameras Handy!!!

The SRC Photo Contest officially kicked off February 15, 2013 and runs thru June 14, 2013

Send Entries to srccalendar@yahoo.com Group photos are allowed. For best photo reproduction results, a high resolution (minimum 640×480) and at least 300 dpi, large format pictures are required. It's disappointing to get a great picture with a resolution that isn't sufficient to place on the calendar. Many cell phone pictures are grainy (try wiping the lens first with rubbing alcohol). Some, particularly older style phones or those where you've set the resolution as best for email, do not meet the resolution requirements. Check your digital camera settings to be sure they meet these requirements.

Include in subject of the email : **General Calendar Entry** or **Rainbow Bridge Entry**

Include in the body of the email—your name, address, phone, pet's name

General Calendar Entry - also include date of adoption **Rainbow Bridge Entry—please include Dates**

Tips for Better Dog Photography - shared from Miniature Schnauzer Rescue Houston

Start with a tired dog. Run with him; play with him, whatever you have to do to get him to relax. It will make a world of difference when it's time to settle him down for a photo.

Look for the light! You want the light to fall on the dog's face and if possible, you want a bit of a reflection in the dog's eyes (called a catch light). So if you're using window light, have the dog face the window rather than turn his back to it.

De-clutter the background. I don't know if you've ever amused yourself by going to www.Petfinder.com just to see how bad the pictures really are, but there are newspapers, dirty dishes in the sink, empty boxes of pizza, old tennis shoes — you can barely find the dog in these pic-

tures. It's like Where's Waldo? Even a plain white wall is better than a basket of dirty laundry or a stained carpet. Less is more.

Stay on the dog's eye level. For some reason, people think if they bend a tiny bit at the waist, they're going to get a great dog portrait. Sorry! You need to get down so his eyes are level with yours.

Do whatever you can to avoid using the flash. Turn on all the lights, move close to the window, use a reflector — even go outdoors (in the shade, of course) but using a pop-up flash is so tricky that it's better just to avoid it all together. There are lots of other ways to light your subject. (Tips for Better Dog Photography) Schnauzer Paws Newsletter



Kroger Community Rewards® & Schnauzer Rescue Cincinnati have teamed up - sign up today !

Please, please register online at krogercommunityrewards.com - our NPO number is 83614

- Be sure to have your Kroger Plus card handy and register your card with Schnauzer Rescue Cincinnati after you sign up.
- If a member does not yet have a Kroger Plus card, they are available at the customer service desk at any Kroger.
- Click on Sign In/Register
- If you are a new online customer, you must click on SIGN UP TODAY in the 'New Customer?' box.
- Sign up for a Kroger Rewards Account by entering zip code, clicking on favorite store, entering your email address and creating a password, agreeing to the terms and conditions.
- You will then get a message to check your email inbox and click on the link within the body of the email.
- Click on My Account and use your email address and password to proceed to the next step.
- Click on Edit Kroger Community Rewards information and input your Kroger Plus card number.
- Update or confirm your information.
- Enter NPO number - **83614** or the name of organization, select organization from list and click on confirm.
- To verify you are enrolled correctly, you will see your organization's name on the right side of your information page.
- REMEMBER, purchases will not count for your group until after your member(s) register their card(s).
- Do you use your phone number at the register? Call 800-576-4377, select option 4 to get your Kroger Plus card number.

ASK JACK!!!



Hi my name is Jack and I live with a houseful of girls – Lexie, Ruby and Kelly in Hanover, PA. I write an advice column for the SRC/F Newsletter. You can submit your questions to askjack.src@gmail.com

Dear Jack,

I am a heartworm positive pup. I have not received any medical care or preventative medicine. What will happen to me and what can be done to prevent this from happening to another pup?

Positive Pup

Dear Positive Pup,

Well first off you are not alone; I too was a heartworm positive pup when SRC/F rescued me. I spent my first several months with my foster family in treatment for heartworm. I had to stay crated and quiet during that time while the medicine killed the worms in my body. I couldn't do anything

strenuous during that time. I had a really big crate with a bed and toys to cuddle with.

To look at me now, you wouldn't know that I had heartworms. The treatment was so worth it and without SRC/F's medical fund, I would not be here today. I can now play and fetch to my heart's content. On the first of every month my mom gives my sisters and me a chewy treat to keep away all the worms. Mom says that the heartworm preventives now also prevent some intestinal worms as well. It tastes great.

I have researched the topic and this is what I have found out about Heartworms. Heartworm infestations have been found in pups in all 50 states. The disease is transmitted by mosquitoes that carry the worm larvae and bite us pups. Apparently pups are the perfect hosts for heartworm and they thrive inside our heart and lungs – creating havoc to our pulmonary system. It is not fun being a bed and breakfast for heartworms – and left untreated can be deadly.

Every pup should be on heartworm medicine, it is relatively inexpensive; around five dollars a month for a pup and a lot of times there are rebates if you buy a six month supply. Even if you are in an area that has a low infestation, the added benefit of the intestinal dewormer is fantastic. Whipworms and hookworms are not anything to mess with either.

Good luck on your treatment and be sure your parents keep you on a preventative afterwards.

For additional information please check out the [American Heartworm Society](http://AmericanHeartwormSociety.org) website's page on Canine Heartworm Disease.

Love,

Jack

Dear Jack,

With all the recalls on treats, my mom is afraid to give us treats. Do you have a recipe for a favorite treat that won't harm us?

Treat-less Gal in Ohio

Dear Treat-less Gal,

Here is a simple treat that is easy to make in your parent's kitchen. Of course they will need to do all the hard work - but you get to be the quality control pup.

Vegetable Chips - sweet potatoes, carrots, squash, zucchini
Turn the oven to 225 degrees.

Wash the vegetables and cut 1/4" thick leaving the skin on.

Place on foil lined baking sheet and bake for 2 1/2 to 3 hours until crunchy. These could also be made in a dehydrator.

Love,

Jack



Schnauzer Rescue Cincinnati/Florida would like to thank everyone for their generosity and donations towards Aidan's surgery. We were able to cover the initial expense of Aidan's stent surgery with the donations. Aidan's surgery went well but he developed several complications in the weeks that followed. Although the doctors and staff did all they could, Little Aidan could not recover from all the complications. To ease his suffering he was helped to the Rainbow Bridge. While SRC/F was not able to save Aidan, much was learned by the doctors and in the future will benefit other Schnauzers with these issues. Without your support this would not have been possible.

Thank you!

A Note from Sammy's parents

Sammy is doing great! He's adjusted extremely well and is completely comfortable in his new home in small town Indiana. He's playful, alert, and affectionate. It did not take long for us to become a family, and it truly feels like a natural fit. Sammy loves his walks (the block is HIS, of course) and he has been excited to meet new people and other dogs in the neighborhood. We have even had the opportunity to visit dog parks in Oxford, Ohio and Hueston Woods State Park (near our home), where Sammy was running and socializing with dogs twice his size. It was great to see him so confident in the pack and having a blast!

Andie, Sammy's foster mom, has been amazing throughout the adoption process and we can't thank her enough for her kindness and willingness to answer questions and continue to be available with information as needed. We have all become friends in the process through our shared love of Schnauzers, and she will always be known as Aunt Andie and always welcome in Sammy's life and our home.

Thanks, too, to the Schnauzer Rescue of Cincinnati for supporting our furry friends and helping families become whole. The work you do is amazing - and appreciated! Just ask Sammy - he gives SRC two paws up and a "woof, woof!!!"

We'll keep in touch!!

Andy, Bruce and Sammy




Andy, Bruce and Sammy

Book of the Quarter - submitted by Wendy Norris

"YOU HAD ME AT WOOF" by Julie Klam

This book was featured on a NPR special about dog rescues and one rescuer's story on the way to work one morning. The New York Times bestselling "*You Had Me at Woof*" starts with the story about Julie Klam's first love of her life, a Boston Terrier named Otto. Through Otto she tackles the world and enters the world of Boston Terrier Rescue. This book will resonate with anyone who is involved in dog rescue. It is an accurate account of the dog rescue world-the ups and downs. This book is a very quick read and does really have you at Woof like the title. Her descriptions of the various Boston Terriers who came into her family's life as fosters or just briefly as she facilitated surrenders had me spell-bound. I laughed and cried throughout the book - from her description of trying to put an infant diaper on a her dog Bea who was in heat to the tragedy of Moses who slipped his halter with a dog walker and was hit on a New York Street.

"*You Had Me at Woof*" was rated 4 stars on both Amazon and Barnes and Noble and is available in paperback, audio book and as an e-reader in both kindle and nook format. O, The Oprah Magazine listed "*You Had Me at Woof*" on their list of books for Dog Lovers.



A dog and cat's normal **rectal body temperature** ranges from **101.0 degrees Fahrenheit – 102.5 degrees Fahrenheit**. This normal range may vary depending on the dog or cat's activities and the environmental temperature (there are many 'normal and healthy' dogs that have a 103.0 +/- degree Fahrenheit temperature due to excitement and hot days). **ALL DOGS HAVE A TEMPERATURE, NOT ALL DOGS HAVE A FEVER!** A low rectal body temperature (< 100 degrees Fahrenheit) means several things: 1) the thermometer was either not in long enough, 2) not far enough in the rectum, or 3) your dog or cat is sick. With either very high body temperature or low body temperature, be sure to recheck in a few minutes. Use lubrication on your thermometer prior to inserting, adequate help in restraint, and gentle, persistent pressure when inserting the thermometer.

Respiratory rate of healthy, resting dog: (young) 20 – 22 breaths/minute and for old dogs 14 –16 breaths/minute. Heart rate of healthy, resting dog: Young dog: 110-120 beats/minute; Dog of large breed, adult: 60 – 80 beats/minute; Dog of small breed, adult: 80 – 120 beats/minute. - **provided by Dr. Zekoff**

Guest Veterinarian - Dr. Zeke Zekoff, D.V.M.— First Aid for Animals the MacGyver Way

Veterinarians for many years have had the luxury of giving advice on how to take care of simple 'animal health emergencies' using items available over-the-counter from drugstores. Most of these 'emergencies' seem to happen at night, weekends and on holidays.....hours when normal veterinary health care is not available. The table of OTC Drugs and Items, as well as the 'Common Sense Numbers' presented below are from years of giving advice over the phone on how to handle 'simple health problems' without having to go to the emergency clinic. I first put this talk together when I was making presentations to the police officers of the Canine Corps. These officers had their dogs out protecting us at times when most veterinary clinics were closed. It was presented to help them handle simple medical emergencies they may have encountered with their partners while they were on duty. The information in this presentation should never take the place of seeking veterinary care and/or advice. It is best if you use this knowledge under the guidance of a veterinary professional. I hope you find this useful! Dr. Z

COMMON SENSE NUMBERS & ITEMS THAT YOU CAN USE

1 kilogram (kg) = 2.2 poundsif you want to rough it, make a kilogram equal to 2 pounds, i.e. a 20 pound dog = 10 kg. (rather than 9.09 kg.)...it will do in a pinch.

1 Milliliter (ml) approx. = 1 cubic centimeter (cc).

These terms are used interchangeably.

5 ml = 1 teaspoon

3 teaspoons = 1 tablespoon

15 ml = 1 tablespoon

2 tablespoons = 1 ounce (oz.)

30 ml = 1 oz.

Therefore, 1 oz. = 6 teaspoons

1 cup = 8 ounces

240 ml = 8 oz.

2 cups = 1 pint (pt.)

2 pints = 1 quart (qt.)

1 quart is approximately = to 1 liter or 1000 ml.

1 grain = 65 mg., therefore a normal **5 grain aspirin tablet is equal to 325 mg.**

A **baby aspirin or low-dose adult aspirin is 1 ¼ grain or approx. 81mg;** it takes 4 baby aspirins to equal 1 adult aspirin.

HELPFUL ITEMS TO HAVE AROUND

- Gauze sponges to clean wounds and make bandage dressings
- Rubber bulb ear syringes to flush out debris from wounds and collect samples when needed
- Blankets can be used for restraint, warmth to avoid shock, and as a stretcher
- Tweezers are helpful to pull debris out of wounds and getting things out of the mouth
- Ziploc bags are great for collecting samples, keeping feet dry for wounds on the foot, and they can also be used to make an ice compress by mixing approximately 1 to 1 mix of water and Isopropyl alcohol, place in Ziploc bag, seal and then freeze overnight. Will create an icy slush that will conform to body parts that need treatment. To avoid ice burn, place thin cloth between compress and part.
- Muzzle for use when confronted with an injured and painful dog.
- Heavy bath towel are great for restraining angry cats and small dogs
- Softer bar of soap to help stop bleeding when cutting toe nails of your pet and getting into the quick of the nail
- Splints can be created with a rolled up newspaper, branches, boards, Popsicle sticks, and any other straight and hard object. Use Ace bandage along with these for temporary splint

Dr. Zeke Zekoff, a graduate of Auburn University School of Veterinary Medicine, founded Towne Square Animal Clinic (TSAC) in March of 1986. Dr. Zekoff's philosophy of medicine focuses on a family health care team approach. The old saying that "We treat each pet as if they were our own!" is not just a cliché statement at TSAC. By combining modern medical techniques, constant advancements in medical education and equipment, and a personal approach in communications and patient care, Dr. Zekoff and his team are an integral part of an animal health partnership for every patient. Dr. Zekoff has donated countless hours utilizing his professional skills to help a variety of Animal Care and Service Organizations such as rescues, shelters, and feral cat groups. Past honors have included President of the Cincinnati Veterinary Medical Association, President of the Ohio Animal Health Foundation, and Co-Winner of the 2010 Ohio Veterinary Medical Association Distinguished Service Award. Dr. Zekoff has been the primary veterinarian for SRC/F from the beginning and has helped make SRC/F a reality.

EMERGENCY DRUG DOSES
USING OVER-THE-COUNTER MEDICATIONS and SUPPLIES

Name of Drug or Health Supply	Strength	Form	Use	Dog Dose	Cat Dose
Hydrogen Peroxide	2% - 3%	Liquid	Emetic to cause vomiting (do not use if your pet swallowed caustic substance or sharp objects)	1 tsp/5# of Body Weight. Repeat in 5-10 minutes if not successful (do not exceed 1.5 tbsps)	1 tsp/5# of Body Weight. Repeat in 5-10 minutes if not successful
Isopropyl Alcohol	50%	Liquid	Antiseptic	Do not use near eyes	Do not use near eyes
Alcohol Swabs	50%	Swabs	Antiseptic	Do not use near eyes	Do not use near eyes
MiraLAX				Start with 1/8 tsp (puppy) up to 1/2 tsp+ twice a day in meal. Adjust as necessary	1/4 tsp of powder mixed in canned food twice a day
Saline Wound Wash	0.90%	Liquid	To help relieve constipation	Use to flush eyes vigorously when chemicals get in eye	Use to flush eyes vigorously when chemicals get in eye
Artificial Tears	15ml	Liquid	Flush wounds and eyes	Every 4 hours in affected eye(s) Use only after cleaning and drying wound. Allow several minutes to dry.. <i>not for puncture wounds</i>	Every 4 hours in affected eye(s) Use only after cleaning and drying wound. Allow several minutes to dry.. <i>not for puncture wounds</i>
New Skin Liquid Bandage	10 ml	Liquid	For dry eye	Apply to wound every 12 hours. Do not use in eyes unless indicated you can	Apply to wound every 12 hours. Do not use in eyes unless indicated you can
Neosporin Ointment		Ointment	Liquid bandaid	Apply to affected areas where yeast infection suspected every 6 -12 hours	Does not work well for Ringworm in cats
Lotrimin AF (Jock itch cream and also in lotion form)	1% Clotrimazole	Cream/Lotion	Antibiotic ointment to apply to wounds	1 tablet per 60# of dog's body weight every 12 hours with meal. <i>DO NOT GIVE WITH NSAID</i>	<i>Do not use in cats due to lack accuracy in dosing!</i>
Regular Strength Aspirin	325 mg/5 grain	Tablet	Anti-inflammatory/Pain Reliever/Decrease Clot formation	1 tablet per 15# of dog's body weight every 12 hours with meal. <i>DO NOT GIVE WITH NSAID</i>	1 tablet per 15# of cat's body weight every 48 - 72 hours with veterinary instruction
Low Dose Adult Aspirin or Baby Aspirin	81 mg	Tablet	Anti-inflammatory/Pain Reliever/Decrease Clot formation	1 tsp/30# of body weight every 8 - 12 hours (based on Dextromethorphan strength)	<i>Do Not Use</i>
Robitussin DM	30mg Dextromethorphan HBr/5ml	Liquid	Cough Suppressant	1 - 2 tablets per dog every 8 - 12 hours depending on size of dog	1/4 to 1/2 tablet per cat by mouth every 12 hours depending on size of cat
4 Hour Allergy Medication / Chlorpheniramine	4mg	Tablet	Antihistamine / Decongestant		

Use of items on this list should be done with caution, and if at all possible with veterinary health professional instruction and advice

EMERGENCY DRUG DOSES
USING OVER-THE-COUNTER MEDICATIONS and SUPPLIES

Name of Drug or Health Supply	Strength	Form	Use	Dog Dose	Cat Dose
Pepto-Bismol	262 mg	Caplet	Upset Stomach Reliever / Anti-diarrheal	1 caplet per 15 - 25# Body Weight every 8 hours	<i>Do not use in cats due to to Salicylates</i>
Kaopectate Liquid w/ Bismuth Subsalicylate	50% by volume	Liquid	Anti-diarrheal / Relieve Upset Stomach	1/2 to 1 tsp/5# of Body weight every 4-6 hours	<i>Do not use in cats due to to Salicylates</i>
Immodium A-D	2mg Loperamide	Tablet	Anti-Diarrheal	1 tablet/40# of body weight every 8 - 12 hours. Do not give more than 5 days. Caution in Collie & Like breeds	<i>Do Not Use....Use in cats is controversial due to potential reactions</i>
Benadryl (Diphenhydramine)	25mg and 12.5mg	Tablet	Antihistamine	1/2 - 1 mg/lb of body weight every 8 - 12 hours	1/2 to 1 mg/lb of body weight every 8 - 12 hours (use 12.5mg tablet)
Dramamine (Dimenhydratate)	50mg	Tablet	Motion sickness	2-4mg/lb of BW every 8 hrs	2-4mg/lb of BW every 8 hrs
Bonine (Meclizine HCl)	25 mg	Tablet	Motion sickness	2mg/lb of body weight 1x/day	1/4 to 1/2 tablet/cat/day
Prilosec (Omeprazole)	20mg	Tablet	Stomach Acid Reducer	1/4 to 1/2 tablet orally/20# of dog body weight daily	1/8 to 1/4 tablet/10# cat per day
Pepcid AC (Famotidine)	10mg	Tablet	Stomach Acid Reducer	1/4 to 1/2 tablet orally/20# body weight every 12 - 24 hrs	1/4 to 1/2 tablet orally/cat every 12 - 24 hours
Hydrocortisone Crème	1%	Cream	Topical Anti-inflammatory	Apply 2x/day to affected area. Can be mixed with Neosporin	Apply 2x/day to affected area. Can be mixed with Neosporin
Petroleum Jelly		Jelly	Wound protectant / lube / For constipation	<i>DO NOT USE ON CHEMICAL BURNS as wound dressing!</i>	1/2 to 1 tsp by mouth/day as laxative (can apply to paws)
Betadine Solution	10%	Liquid	Antiseptic	Wear gloves when using. Will stain. Do not get near eyes!	Wear gloves when using. Will stain. Do not get near eyes!
Non-stick Pads		Pads	Dressing for wound	Apply antibiotic ointment on pad before applying	Apply antibiotic ointment on pad before applying
Tender Tape/Vetrap	2" Roll	Tape	Tape for dressing wounds	Careful on applying. Can become a tourniquet.	Careful on applying. Can become a tourniquet.
First Aid Cloth Tape	1" Roll	Tape	Tape for dressing wounds	Careful on applying. Can become a tourniquet.	Careful on applying. Can become a tourniquet.
Digital Thermometer			Rectal thermometer to measure body temperature	Lube 1st with Vaseline. Normal rectal body temp range is 101 - 102.5 degrees Fahrenheit	Lube 1st with Vaseline. Normal rectal body temp range is 101 - 102.5 degrees Fahrenheit
Honey or Karo Syrup		Viscous Liquid	For low blood sugar episodes / hypoglycemia	1/2 tsp up to 2 tbsp in mouth depending on size of dog. Seek veterinary care immediately.	1/2 to 1 tsp/cat in mouth depending on size of cat. Seek veterinary care immediately.

ASPCA POISON CONTROL CENTER 1-888-426-4435 or PET POISON HELPLINE 1-800-213-6680 (Consultation fee may be applied to a credit card)

Use of items on this list should be done with caution, and if at all possible with veterinary health professional instruction and advice

Building a Pet First Aid Kit – submitted by Jody Porter

1. The name and phone number of your veterinarian including off hours emergency vet services
2. Gauze Rolls/Tape
3. Cotton Roll for large areas and head wounds
4. Non-stick Gauze Pads
5. Antibiotic Cream
6. Sanitary Napkins for soaking up excess blood
7. Bandanas for use as triangular bandages or slings
8. Sealed sterile solution to rinse out wounds (discard after opening and using)
9. Betadine to clean wounds (alcohol stings)
10. Sterile eyewash
11. Black tea bags (contain tannic acid to help clot blood)
12. Small flashlight to check throat and ears
13. Instant cold gel packs (can aid in cooling your pet)
14. Plastic baggies
15. Latex gloves
16. Honey packets (for diabetic pets)
17. Smart Water or something similar (to help replace electrolytes in stressed pet)
18. Butterfly bandages to close large wounds
19. Several sizes of muzzles
20. Tweezers for bee stings and splinters
21. Old outdated plastic cards (i.e. library cards or gift cards) perfect size for cushioning paw pad injuries)

Some of these items have expiration dates. Go through your kit periodically and replace out of date items.

Animal Poison Control

1-888-426-4436

1-800-213-6680




**CONTACT INFORMATION:**

SCHNAUZER RESCUE
CNCINNATI/FLORIDA

Pat Miller - President
5809 Red Fox Drive
Winter Haven, FL 33884

E-mail: pmiller0000@aim.com

We are on the web :
SRC=



<http://www.schnauzerrescuecincinnati.org>

Petfinder Ohio=
<http://www.petfinder.com/member-pages/OH447>

Petfinder Florida=
<http://www.petfinder.com/member-pages/FL836>

SRC Blog=
<http://schnauzerrescue.blogspot.com/>

SRC Officers and Board Members

President - Pat Miller

Vice President - Iris Hetrick

Treasurer - Sally York

Board of Directors

Shirley Hamilton

Barb Littler

Debbie Payne

Doug Viars

Amy Meyer

Diana Umstead

Diane Blankenship

Kathy Lewellyn

Michelle Andrews

From the Editor

Dear Readers:

We had a great response to the winter edition of the newsletter. It was viewed in the US, Canada, UK, and Bermuda. Thanks to everyone who shared the newsletter with their friends and family. We have had new volunteers who are now fostering and helping transport in response to our newsletter and various email blasts. We actually have foster families waiting for pups to be cleared medically and transition to a foster home. This is fantastic! In some cases pups have been able to go directly to a foster family. With that said we always need more volunteers, so if you haven't considered volunteering please do. As I keep saying it is raining Schnauzers, their needs are great, and we need great volunteers to be successful and to continue to handle the influx of pups. Thank you to everyone behind the scene who has helped once again with the newsletter. We could not do it without you.

Sincerely,

Wendy and Jim



**Kelly checking out the new improved SRC/F website
Waiting for the next edition of the newsletter.**